

Patient Information and Consent to: Flexible Sigmoidoscopy


Information pack code: END/FSI/0421





(Reference=Department – 3 letters / Procedure – 3 letters / month & date for review – 4 numbers)






A	<p>About Flexible Sigmoidoscopy</p> <p>Flexible Sigmoidoscopy is an examination of the lower part of the colon also called bowel. The last part of the colon leads into the rectum where faeces (stools) are stored before passing out of the anus (back passage).</p> <p>The procedure involves passing a narrow flexible instrument through the anus into the bowel to examine the colon lining. This allows us to see if there are any problems such as inflammation or polyps (a polyp is a bit like a wart). The procedure usually takes ten minutes but times vary considerably. If it takes longer again please do not worry.</p> <p>Sometimes it is helpful for diagnosis to take a sample (biopsy) of the lining of the bowel or stomach. A small instrument, called forceps, passes through the scope to 'pinch' out a tiny bit of the lining (about the size of a pinhead). This sample is sent to the laboratory for analysis. It is also possible to remove polyps in a similar way. Most people find this completely painless.</p>
B	<p>Intended Benefits</p> <p>Flexible Sigmoidoscopy is used to assist in the diagnosis and treatment of bowel symptoms; to take biopsies and remove polyps.</p>
C	<p>Who will perform my procedure / treatment?</p> <p>Your procedure will be carried out by a qualified endoscopist, this is usually a consultant but occasionally your procedure will be performed by one of the specialist GP's who visit the department.</p> <p>All trainees are supervised by a competent endoscopist who is trained to teach the procedure.</p>
D	<p>Alternative procedures or treatments that are available</p> <p>Occasionally X-ray tests may be ordered if the test is unsuitable for you.</p>
E	<p>Significant, unavoidable or frequently occurring risks of this procedure / treatment</p> <p>Flexible Sigmoidoscopy procedures also carry a very small risk (one in 5,000 cases) of Haemorrhage (bleeding) or perforation (tear) to the bowel. These are more likely to occur after the removal of a polyp. On very rare occasions, this may require an operation which may involve making a temporary opening (called a stoma) in the abdomen to allow the passage of waste (faeces).</p> <p>Removing a polyp can sometimes cause bleeding although this is usually</p>



	<p>stopped during the procedure. Occasionally bleeding may occur when a patient has gone home and, even more rarely, some of these people may need a blood transfusion.</p> <p>Another very rare complication is an adverse reaction to the intravenous sedative.</p> <p>Like all tests, this procedure will not always show up all abnormalities and, on very rare occasions, a significant abnormality may not be identified. If you have any questions about this please ask either at the time of your procedure or the person who referred you.</p>
F	<p>What will happen before your procedure You can withdraw consent to the procedure at any time as long as it at a point where it is safe to do so.</p>
	<p>Wear loose fitting washable clothing and leave valuables at home. On arrival at the department, we will explain the procedure to you and ask you to sign a consent form. You can change your mind about having the procedure at any time. At this time we will discuss sedation options with you these are:</p> <ol style="list-style-type: none"> 1. No Sedation Option: <ul style="list-style-type: none"> • The advantage is that you can leave as soon as the procedure is finished and you have talked to the endoscopist. You may resume your normal activities such as working and driving. You will be fully aware of the procedure; most patients find this acceptable. 2. Intravenous Sedation Option: <ul style="list-style-type: none"> • We will give you an injection into a vein to make you feel relaxed and sleepy but not unconscious (this is not a general anaesthetic). This option means you may not be aware of the procedure. The disadvantages to this option are: <ul style="list-style-type: none"> • You will need to stay whilst you recover which may take up to an hour or more. • You will need to be escorted home. • The injection will continue to have a mild sedative effect for up to 24 hours and may leave you unsteady on your feet for a while. 3. Entonox: (During bowel examination) <ul style="list-style-type: none"> • This is inhaled via the mouth as required. The advantage to this is that you control your pain relief and breathe it in as you feel pain. The other advantage of this are that the effects are gone within 30 minutes and you can resume your normal activities and drive yourself home. <p>Phosphate Enema preparation: Before the procedure we will ask you to undress and get into a gown. We will then prepare your bowel for the Flexible Sigmoidoscopy test. You will be given 2 enemas into the back passage to clear any bowel contents. This will ensure the endoscopist can obtain clear views of your bowel lining during the procedure.</p>

	<ul style="list-style-type: none"> • You will be asked to lie on your left side. • The slim nozzle of the enema bottle is inserted gently into your back passage, about four inches. • The liquid contents of the bottle is slowly squeezed into your bowel (approx 120mls). • You will be asked to remain on your left side and hold the fluid inside of you for a few minutes, if possible. • When your bowel starts to work you can then sit on the toilet and expel the fluid (The toilet will be nearby). • A second enema will be administered after 20 minutes in the same way as before, to ensure the bowel is completely clear.
	<p>Smokers are strongly advised to stop smoking before this procedure. For advice and support in quitting, contact your GP or the free NHS stop smoking helpline on 0800 169 0 169</p>
G	<p>What will happen during your procedure</p> <p>In the procedure room, we will ask you to remove any glasses and we will make you comfortable on a couch lying on your left side with your knees bent. We will put a plastic 'peg' on your finger to monitor your pulse and oxygen levels. For your comfort and reassurance, a trained nurse will stay with you throughout.</p> <p>If applicable, the endoscopist will give you an injection if you have opted for sedation, we may give you oxygen through a sponge in your nose and put a plastic 'peg' on your finger to monitor your pulse and oxygen levels. The sedative will make you relaxed and drowsy; it will not put you to sleep.</p> <p>Next the endoscopist will then gently insert the Sigmoidoscope through your anus into your colon (bowel). During the procedure, air is passed into your colon to give a clear view of its lining. You may experience some wind-like pains, but they should not last long.</p> <p>At this time, you might feel as if you need to go to the toilet. This is a perfectly natural reaction but as the bowel will be empty, there is no need to worry. There may be periods of discomfort as the tube goes around bends in the bowel. If you find the procedure more uncomfortable than you would like, please let the nurse know. In order to make the procedure easier you may be asked to change position (for example roll onto your back). However if you make it clear that you are too uncomfortable we will stop the procedure.</p>
H	<p>What will happen after the procedure</p> <p>If unседated you may go home immediately after the procedure.</p> <p>If you have had sedation, we will take you to a recovery area while the sedation wears off. We will always do our best to respect your privacy</p>

	<p>and dignity, for example with the use of curtains. If you have any concerns, please speak to the department sister or charge nurse.</p> <p>When you are sufficiently awake, we will give you a drink and something to eat, you can then go home. This may be up to an hour following the procedure.</p> <p>We advise you not to drive, operate machinery, return to work, drink alcohol or sign any legally binding documents for a 24-hour period after the procedure. We also advise you to have a responsible adult stay with you for the next 12 hours. You may feel bloated and have some wind-like pains if some of the air remains in your bowel; these usually settle down quickly.</p> <p>The nurse or endoscopist will then escort you into one of the interview rooms and inform you of the results of the test. We advise at this point to have someone accompany you into the discharge room as due to the medication you may not fully remember all the information given to you.</p>
I	Eating and drinking
	When you are sufficiently awake we will get you a drink and something to eat. Once discharged you can eat and drink as normal.
J	Getting about after the procedure
	If you have sedation we advise that you take the lift down to the lower floor (at Kings Lynn hospital) as due to the medication you may feel slightly dizzy and have reduced awareness.
K	Leaving Hospital
	If you have sedation it is essential that you are escorted home by a responsible adult who will need to attend the unit to collect you, unless you are on hospital transport. If you have no sedation or Entonox you may leave once your discharge paperwork has been completed.
L	Resuming normal activities including work
	If you have sedation we advise that you refrain from normal activities for 24 hours after the procedure due to the medication. If you have the test without sedation you can resume your normal activities.
M	Special measures after the procedure
	<p>If sedation is given we advise you not to drive, operate machinery, return to work, drink alcohol or sign any legally binding documents for a 24 hour period after the procedure. We also advise you to have a responsible adult stay with you for the next 12 hours. If you have no sedation no special measures are required.</p> <p>If you experience any of the following please contact your GP, the Endoscopy Department 01553 613760 within working hours 0800-</p>

	1800 or the Emergency Department for further advice: <ul style="list-style-type: none"> • severe pain • black tarry stools • persistent bleeding
N	Anticoagulant –Blood thinning medications
	<p>Oral Anticoagulants include: Warfarin, Apixaban-(Eliquis), Dabigatran-(Pradaxa) and Rivaroxiban-(Xarelto) or similar Anticoagulant drugs.</p> <p>Antiplatelet Drugs include: Aspirin, Clopidigrel-(Plavix), Ticagrelor-(Brilique), Prasugrel-(Eient), Dipyridamole-(Persantin) and Tirofiban-(Aggrastat) or similar Antiplatelet drugs.</p> <p>If you are on any anticoagulation and or antiplatelet medications please: advise the endoscopy unit on 01553 613192. Your consultant will advise the coagulation team if the Warfarin or other medication needs to be stopped and the clinic will be in touch to arrange this. Instructions will be given regarding the starting of the medications after the procedure by the coagulation team and your consultant.</p>
O	Check-ups and results
	Where possible all results will be given on the day of your procedure, however if biopsies are taken these can take up to a week for results. You will be notified by letter or at an out patients appointment of the results. All follow up appointments will be sent through the post.
P	Information and Support
	<p>Please feel free to speak to a member of staff if you have any questions or anxieties.</p> <p>If you have special needs such as learning disability or cognitive impairment we have specialist staff that can support you. Please let us know.</p> <p>Endoscopy Department Tel: 01553 613760</p> <p>FURTHER INFORMATION can be Obtained from these websites:</p> <div style="border: 1px solid black; padding: 5px; width: fit-content;"> <p>www.dvtsafetyzone.co.uk/ www.nice.org.uk/ www.patient.co.uk/</p> </div>
Q	Privacy and Dignity
	We will always do our best to respect your privacy and dignity, such as the use of curtains. If you have any concerns, please speak to the department sister or charge nurse.
R	Help with this leaflet or communicating with staff
	If you would like help with this or any other information; in large print , in audio format or need assistance with translation / language services please ask the department staff.

S	Patient Advice and Liaison Service
	<p>If you have any concerns or queries about the hospital, your treatment or need support or assistance, please contact our Patient Advice and Liaison Service.</p> <p>They are here to help. Tel: 01553 613351 / 01553 613343 Email: pals@qehkl.nhs.uk</p>
	<p>References: Addenbrookes Flexible Sigmoidoscopy patient leaflet http://www.cuh.org.uk/addenbrookes/patients/patient_information_index.html</p>

FORM 1 & 2 (Adults and competent children & parental agreement to investigation)	
Consent For : Flexible Sigmoidoscopy	Addressograph Surname: First names: Date of birth: Hospital number:
Responsible Consultant:	Add below special requirements specific to this patient e.g. help with communication/learning disability/cognitive impairment:
A	Statement of health professional
1	<p>I confirm I am a health professional with an appropriate knowledge of the proposed procedure</p> <p><input type="checkbox"/> The patient has been provided with the procedure specific patient information leaflet reference number QEH: END/FSI/0421</p> <p><input type="checkbox"/> EIDO other details: <input style="width: 500px; height: 20px;" type="text"/></p> <p><input type="checkbox"/> The patient has been offered the information about the procedure but this has been declined</p> <p>I have explained the procedure to the patient including the following which are described in the above procedure specific patient information leaflet:</p> <p>The intended benefits: Flexible Sigmoidoscopy is used to assist in the diagnosis and treatment of bowel symptoms; to take biopsies and remove polyps. In some patients Flexible Sigmoidoscopy is used for screening and follow up of cancers, and as an aid in the follow up care and management of patients with other conditions</p> <p>Serious or frequently occurring risks: As listed in the patient information sheet Whilst this examination is usually a very safe procedure there are, as with any procedure risks. The main risks are:</p> <ul style="list-style-type: none"> • Discomfort due to the air used to distend the bowel. • A possible reaction to the drugs used for sedation and the drug used to reduce movement of the bowel. • A small risk (one in 5,000 cases) of bleeding (haemorrhage) or perforation (tear) to the bowel. This risk is increased if Polypectomy or Biopsy is undertaken. On very rare occasions, this may require an operation which may involve making a temporary opening (called a stoma) in the abdomen to allow the passage of waste (faeces).

	<p>Alternatives to this procedure: Occasionally X-ray tests may be ordered if either test is unsuitable for you.</p> <p>I have also discussed what the treatment / procedure is likely to involve</p> <p>Any extra procedures that might become necessary during the procedure such as:</p> <p><input type="checkbox"/> Blood transfusion</p> <p><input type="checkbox"/> Photographs</p> <p><input type="checkbox"/> Other procedure (please state): Surgery if complications arise</p>	
	<p><input type="checkbox"/> See also advance directive / living will (e.g. Jehovah`s Witness form)</p>	
2	<p>Side for procedure (Circle)</p>	
	<p>LEFT / RIGHT / N/A</p>	
3	<p>Confirmation of Mental Capacity</p>	
	<p>I confirm that the patient: (please tick)</p> <p><input type="checkbox"/> Is able to <i>comprehend</i> the information and <i>retain</i> it long enough to make the decision</p> <p><input type="checkbox"/> Is able to <i>use</i> this information <i>to make a decision</i></p> <p><input type="checkbox"/> Is able to <i>communicate</i> the decision</p> <p>If necessary, clarify your reasoning in the patient record</p> <p>If the answer is no to any of these questions please use consent form 4 `Form for adults who are unable to consent to investigation or treatment` and complete a full mental capacity assessment.</p> <p><i>Advice on patient capacity can be found in the `Consent to Examination or Treatment Policy` or can be obtained from the Mental Health Liaison nurses or Clinical Psychology dept.</i></p>	
4	<p>Anaesthesia/Sedation</p>	
	<p>This procedure will involve: (please tick)</p>	
	<p><input type="checkbox"/> General and / or regional anaesthesia</p>	<p><input type="checkbox"/> Sedation</p>
	<p><input type="checkbox"/> Local anaesthesia</p>	<p><input type="checkbox"/> None</p>
	<p><input type="checkbox"/> ENTONOX nitrous oxide/oxygen mixture</p>	<p><input type="checkbox"/></p>

5	<p>Signed (Health professional).....</p> <p>Name (Print).....Designation.....</p>
B	<p>Confirmation of consent</p>
	<p>Confirmation of consent (where the treatment / procedure has been discussed in advance). On behalf of the team treating the patient, I have confirmed with the patient that she/he has no further questions and wishes the treatment/procedure to go ahead</p> <p>Signed (Health professional).....Date.....</p> <p>Name (PRINT).....Job title.....</p> <p>Please initial to confirm all sections have been completed.....</p> <p>(In an emergency situation this may not be the consultant undertaking the procedure)</p>
C	<p>Consent of patient / person with parental responsibility</p>
1	<p>I confirm that the risks, benefits and alternatives of this procedure have been discussed with me and that my questions have been answered to my satisfaction and understanding</p>
2	<p>I have understood the Information provided to me about this procedure and am in receipt of the patient information leaflet recorded overleaf</p> <p>I agree to the procedure or course of treatment</p>
3	<p>Patient to initial on the receipt of leaflet:</p> <div style="border: 1px solid black; width: 400px; height: 30px; margin-left: 300px;"></div>
4	<p>I understand that you cannot give me a guarantee that a particular person will perform the procedure. The person will, however, have appropriate experience.</p>
5	<p>I understand that I will have the opportunity to discuss the details of anaesthesia with an anaesthetist before the procedure, unless the urgency of my situation prevents this (This only applies to patients having general or regional anaesthesia)</p>
6	<p>I understand that any procedure in addition to those described on this form will only be carried out if it is necessary to save my life or to prevent serious harm to my health</p>
7	<p>I have been told about additional procedures which may become necessary during my treatment. I have listed below any procedures which I do not wish to be carried out without further discussion:</p>

8	<p>Patient's signature.....Date.....</p> <p>Name (PRINT).....</p>
D	Consent of person with parental responsibility (for children under age 16 only)
1	<p>I confirm I am a person with parental responsibility for the patient named on this form</p> <p>SignedDate.....</p> <p>Relationship to patient.....</p>
2	<p><i>If the patient is competent but unable to sign and has indicated his/her consent, a witness should sign below.</i></p> <p>Signed (Witness).....Date.....</p> <p>Name of witness (PRINT).....</p> <p>Address:.....</p>
E	Interpreter or advocate's statement (If appropriate)
	<p>I have interpreted the information to the best of my ability and in a way in which I believe the patient can understand:</p> <p>Signed (Interpreter).....Date.....</p> <p>Name (PRINT).....</p> <p>Or please note the language line reference ID number.....</p>
F	Withdrawal of patient consent
	<p><input type="checkbox"/> The patient has withdrawn consent (ask patient to sign and date here)</p> <p>Signed (Patient).....Date.....</p>